

No.11

# Seminar I on Agricultural Process Engineering 農産加工学演習 I

*Naoshi Kondo, Hiroshi Shimizu*

Division of Environmental Science & Technology,  
Graduate School of Agriculture, Kyoto University


農学研究科 地域環境科学専攻

近藤 直・清水 浩

# Practice

1. Color analysis
2. Size measurement
3. Shape analysis
4. Defect detection in tomato
5. Spot detection
6. Extraction of object

# Objects for separation-operation



Object “green pepper” was captured with conveyer.  
It will be recommended to extract the object from the  
background as the first step of the image processing.

## Subtraction operation

Subtraction with an active window, a specification picture window, or a constant.

The output can be chose only an image with plus value, minus portion, or an absolute value.

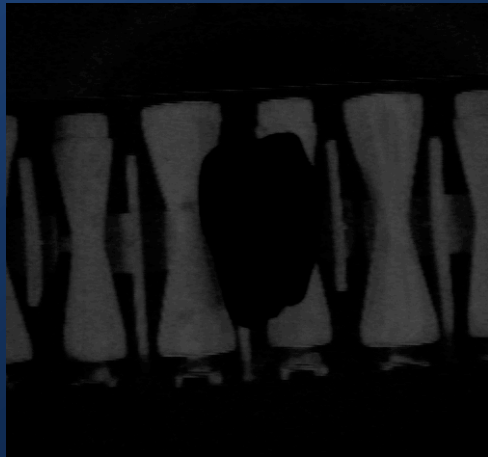
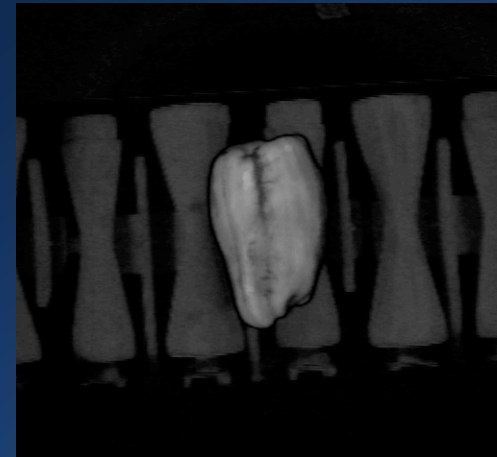


Image with plus value




Minus value



Absolute value

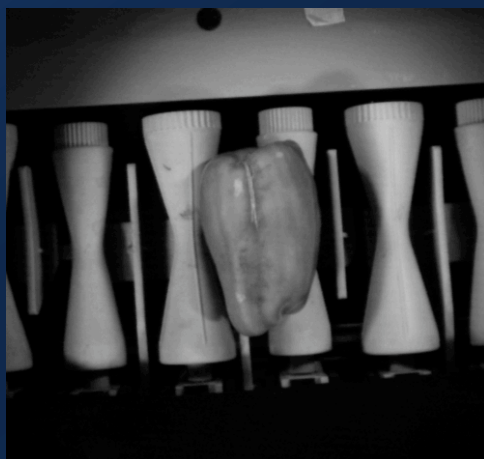
# Separation of object from background



Original image




Blue plane



Green plane



Subtraction operation of  
“Blue-Green” with negative output



Agricultural  
Process  
Engineering  
Laboratory



KYOTO 京都大学  
UNIVERSITY